



Story Telling and Children In Need Week

Funded and Supported by
 Sandwell
Metropolitan Borough Council

Powered by
 CREATIVE
ACADEMIES
NETWORK



 GROUNDWORK
CHANGING PLACES
CHANGING LIVES
 mh
murrayhall community trust

- What you will need:
- Toilet roll tube
 - Yellow Paper/Plain Paper
 - Scissors
 - Glue
 - Colouring pens or pencils



Make your own Pudsey pen pot

To start with you need to get your toilet roll tube and wrap it in yellow paper and stick it down. Once you have done this on some plain paper you will need draw some ears for pudsey. You will also need to draw around the bottom of your toilet roll tube to create a base for your pencil pot, when you have cut it out stick it to the bottom of your tube. Next you need to draw your face and stick the ears on your tube. Once you have finished all of this your pencil pot is ready for you to use



Funded and Supported by
 Sandwell
Metropolitan Borough Council

Powered by
 CREATIVE
ACADEMIES
NETWORK
 GROUNDWORK
CHANGING PLACES
CHANGING LIVES
 mh
murrayhallcommunity trust

What you will need:



- Toilet roll tubes
- Paper
- Scissors
- Glue
- Colouring Pens or Pencils



Create your own toilet roll tube
storybook scene



To start with you need to decide which story you would like to create, as an example we will use little red riding hood. When you have decided which story you will be creating its time to make the characters, using your toilet roll tubes you need to create the characters of the story. You can use paper to wrap around the tubes and then decorate this to look like the characters. When you have finished creating your characters its time to move onto the background scene. You can use some paper or card and on this you need to create a background scene. Now you can recreate your favorite story



Funded and Supported by
 Sandwell
Metropolitan Borough Council

Powered by
 CREATIVE
ACADEMIES
NETWORK
 GROUNDWORK
CHANGING PLACES
CHANGING LIVES
 mh
murrayhallcommunity trust



PUDSEY MADLIBS

one adj day Pudsey was verb to his friend name house. They had planned to do some fundraising by verb in a race! After receiving lots of donations, it was time. Pudsey was feeling emotion but then the judge way of saying something "Ready, Set, GO!". Both Pudsey and his friend had so much fun in the race they finished in the number spot!





CHILDREN IN NEED CUPCAKES



1 cup flour
1/2 cup sugar
1/8 tsp. baking soda
3/4 tsp. baking powder
sprinkle of salt
6 tbsp. butter (melted)
1 egg white
1/4 cup cream cheese
1/4 cup milk
flavoring
yellow icing
m&m 's

Instructions:

Bowl 1: Mix together the flour, sugar, baking soda, baking powder and salt.

Bowl 2: Whisk together the melted butter, egg white, cream cheese, milk and flavoring.


Add the wet ingredients to the dry ingredients. Mix until combined.

Divide the batter evenly into cupcake papers.

Bake for 18 minutes at 350.

Now decorate with yellow butter icing and top with m&ms

yum



Funded and Supported by



Powered by

