



Outdoor Craft Week

Funded and Supported by
 Sandwell
Metropolitan Borough Council

Powered by
 CREATIVE
ACADEMIES
NETWORK


 GROUNDWORK
CHANGING PLACES
CHANGING LIVES
 mh
murrayhall community trust

What you will need:

- Toilet roll tube
- Peanut butter
- Bird seed
- String



Make your own bird feeder



Instructions:


1. First you need to use a knife or lollipop stick to spread your peanut butter on your toilet roll tube.
2. Next you need to roll it in your plate with bird seed
3. Thread some string through your toilet roll tube so you can hang it up
4. Now its time to hang it outside and see which birds will come to try your bird feeder.



Funded and Supported by
 Sandwell
Metropolitan Borough Council

Powered by
 CREATIVE
ACADEMIES
NETWORK

 GROUNDWORK
CHANGING PLACES
CHANGING LIVES
 mh
murrayhallcommunity trust



AT HOME CHALLENGE


IMAGINE	MOVE	CHALLENGE	CREATE	LEARN
1 MAKE YOUR OWN JOKE BOOK	2 SET UP AN OBSTACLE COURSE	3 NO FIGHTING WITH SIBLINGS CHALLENGE	4 MAKE A CRAFT OUT OF A TOILET PAPER ROLL	5 READ 20 PAGES FROM A NEW BOOK
6 WRITE A FUNNY STORY	7 COMPLETE SUPER FUN WORKOUT	8 COMPLETE A SCAVENGER HUNT!	9 MEMORIZE A BIBLE VERSE OR POEM AND MAKE A PICTURE OF IT	10 LEARN HOW TO COUNT TO 10 IN ANOTHER LANGUAGE
11 CREATE A SECRET HANDSHAKE TOGETHER	12 MAKE UP YOUR OWN DANCE ROUTINE	13 NO ELECTRONICS ALL DAY CHALLENGE	14 MAKE A DINNER COURSE OR DESSERT	15 VIDEO CHAT FAMILY & HAVE THEM TEACH SOMETHING
16 WRITE A SONG	17 FAMILY CHARADES	18 VIDEO CHAT WITH GRANDPARENTS	19 TRY A SCIENCE EXPERIMENT	20 WATCH A VIDEO ABOUT SOMETHING YOU WANT TO LEARN
21 WRITE A LETTER TO A FAMILY MEMBER	22 ALPHABET SCAVENGER HUNT	23 TONGUE TWISTERS	24 DRAW YOUR OWN COMIC BOOK	25 PLAY A BOARD GAME
26 CREATE YOUR OWN RECIPE	27 SPEND TIME IN THE BACKYARD	28 ORGANIZE YOUR ROOM	29 DO A RANDOM ACT OF KINDNESS	30 DO A WORD SEARCH

Funded and Supported by



Powered by





Go play Sandwell

Oldbury

Rowley Regis

Smethwick

Tipton

Wednesbury

West Bromwich

WOODEN SPOON PUPPET



ALL YOU NEED IS A WOODEN SPOON, SOME CRAFTY BITS AND PIECES AND THE ABILITY TO DRAW A FACE AND YOU'LL BE MAKING A PUPPET IN NO TIME. TRY TO MAKE SEVERAL SO THAT YOU CAN HOLD YOUR OWN PUPPET SHOW WITH FRIENDS.

FUN GAMES TO PLAY WITH YOUR NEW PUPPET: GO ON AN ADVENTURE, TAKE YOUR PUPPET TO THE SHOP OR PARK. PLAY FIND THE PUPPET, SOMEONE HIDES THE PUPPET AND SOMEONE SEEKS. PUT ON A PUPPET SHOW!

Funded and Supported by



Powered by




Summer is a great time to get your scavenger hunt on, check out some of the lists below and see if you can find all the objects on the list!



Outdoor scavenger hunts!

Nature scavenger hunt

- A bee
- A flower
- A tree
- A log
- Clouds
- A branch
- Sun
- Leaf
- Butterfly



Garden Scavenger Hunt

- Empty Pot
- Potted plant
- Watering can
- Worm
- Flower
- Boots
- Clover
- A weed



Sensory scavenger hunt

- Touch a rough and a smooth rock
- Smell a flower
- Listen to the birds singing
- Listen to the water running
- Watch the ants run by
- Touch the bark of different trees
- Put your hands in soil
- Listen to the bees and insects buzzing
- Look for animal tracks

