



National Play Week

Funded and Supported by




Powered by



What you will need:


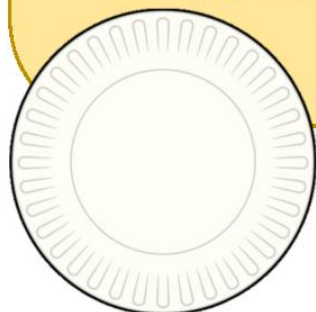
- Paper plates
- Bean bags (you can use rice in zip lock bags instead)
- Colouring pens



Make your own bean bag toss carnival game

To start with you want to grab around 5 paper plates on these you will need to number the 10-50. You can do this in any colour you like, and you can decorate the plates however you feel. Once you have done this you need to grab your bean bags (remember if you don't have bean bags you can make your own using rick and Ziplock bags)

When you have all your supplies together you can begin to set up your carnival game. You will need to lay the paper plates in number order from 10-50 one behind each other make sure to leave a little gap between each of them. When you are ready you can begin the game, you need to toss your bean bag as far as you can and see how many points you can get. Enjoy your own carnival game at home.



Funded and Supported by




Powered by




GAMES TO PLAY OUTDOORS



OUTDOOR BOWLING



HOPSCOTCH



SCAVENGER HUNT

Funded and Supported by



Powered by



TEDDY BEARS PICNIC



“
 If you go down in the woods today, you're sure of a big surprise
 If you go down in the woods today, you'd better go in disguise
 For every bear that ever there was
 Will gather there for certain because
 Today's the day the teddy bears have their picnic
 ”

WHY NOT THROW A TEDDY BEARS PICNIC IN YOUR GARDEN, LOCAL PARK OR GREENSPACE? IT'S A GREAT WAY TO ENJOY THE OUTDOORS THIS SUMMER AND EAT SOME TASTY FOOD!

- ### INSTRUCTIONS FOR THE PERFECT TEDDY BEAR PICNIC!
1. FIND YOUR FAVOURITE CUDDLY FRIENDS (MAY BE A TEDDY BEAR OR ANY OTHER TEDDY VARIETY).
 2. FIND A DISGUISE, TO ATTEND A TEDDY BEAR PICNIC YOU MUST GO IN DISGUISE. WHETHER THIS BE IN A COSTUME OR WEARING YOUR PYJAMAS!
 3. PACK YOUR FAVOURITE SNACKS, THIS SHOULD BE A GOOD MIX OF HEALTHY AND A FEW FAVOURITE TREATS (MINE'S CHOCOLATE!).
 4. FIND THE BEST SPOT FOR YOUR PICNIC! THIS COULD BE IN YOUR GARDEN, PARK, LOCAL GREEN AREA OR IN YOUR LIVINGROOM!

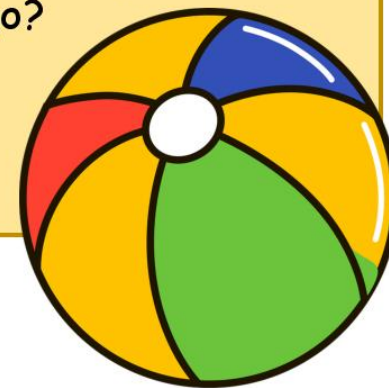
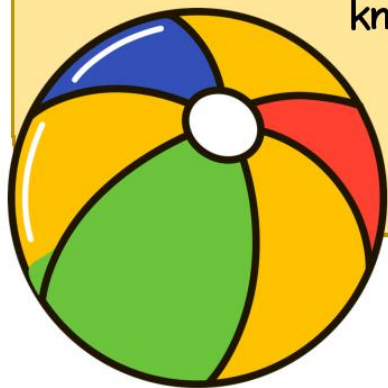
What you will need:

- Old Tin Cans
- Paint pens and paper to decorate
- Ball



Tin can knockdown carnival game

To start with you need to collect some tin cans (around 6 cans will work). Once you have gathered them together you can start to decorate them you can use paint, paper, pens and anything else you would like to decorate them with. When you have waited for them to dry you can stack them up it should have 3 at the bottom then 2 on top and finally the last one. When you have done this, you are ready to start knocking down the cans using a ball. Can you knock them all down in one go?



Funded and Supported by
 Sandwell
Metropolitan Borough Council

Powered by
 CREATIVE
ACADEMIES
NETWORK
 GROUNDWORK
CHANGING PLACES
CHANGING LIVES
 mh
murrayhallcommunity trust