



# Fruit Week

Funded and Supported by




Powered by




## Fruity Word search

### Fruity Word Search




U	A	Y	E	O	A	N	B	N	L	A	B	A	A
E	R	R	P	A	P	A	G	N	Y	E	E	A	O
Y	P	R	G	T	R	G	R	A	P	E	O	N	G
R	Y	E	A	A	P	E	A	R	A	N	N	L	P
R	R	B	A	M	E	L	O	N	N	P	E	Y	B
E	R	E	E	A	A	W	O	R	A	N	G	E	T
B	E	U	Y	R	R	E	B	P	S	A	R	N	M
W	B	L	A	E	N	N	L	R	I	R	P	N	B
A	N	B	A	T	I	W	I	K	E	B	A	E	C
R	A	L	R	P	Y	B	A	N	A	N	A	E	E
T	R	P	R	E	P	M	A	R	P	Y	R	R	R
S	C	E	E	R	Y	L	E	N	L	R	E	A	R
R	S	N	E	A	E	E	E	W	N	E	E	L	G
I	E	L	E	T	A	N	A	R	G	E	M	O	P

RASPBERRY  
PEAR  
BLUEBERRY  
BANANA  
CRANBERRY  
MELON  
KIWI  
APPLE  
POMEGRANATE  
STRAWBERRY  
GRAPE  
ORANGE




Play this puzzle online at : <https://thewordsearch.com/puzzle/3876437/>



What you will need:

- Red Paper
- Scissors
- Glue
- Paper
- Colouring pens or pencils



## Make your own 3-D strawberry

To start with you need to get your red paper (if you don't have any red paper don't worry you can use plain and colour it in red) on the paper you will need to draw a heart to make them all the same size first draw one and cut it out then you can use this to trace around to make the rest, you will want to make about 3-4 of these. Once you have cut them all out you next need to start folding them in half, when they have all been folded you can start sticking. Take one of the hearts and stick it flat to the paper next take one that is folded, and you only want to glue it along the fold so it sticks up on top of the other heart this will create your 3-d strawberry. For the final touches use a green pen or pencil to draw the stems of your strawberry and use a black pen to add little seeds all over your strawberry.



Funded and Supported by  
 Sandwell  
Metropolitan Borough Council


Powered by

 CREATIVE  
ACADEMIES  
NETWORK

 GROUNDWORK  
CHANGING PLACES  
CHANGING LIVES

 mh  
murrayhallcommunity trust





Go play Sandwell

Oldbury

Rowley Regis


Smethwick

Tipton

Wednesbury

West Bromwich

# STILL LIFE PAINTING



TO CELEBRATE NATIONAL PLUM DAY WHY NOT TRY SOME STILL LIFE FRUIT DRAWING? ALL YOU NEED IS SOMETHING TO DRAW / COLOUR / PAINT WITH AND A PIECE OF PAPER! TRY YOUR BEST TO MAKE IT LOOK LIKE THE REAL THING!

Funded and Supported by



Powered by



# FRUIT WORD SEARCH

1. Write the name of the fruit in the space provided.
2. Find the word in the word search puzzle.  
(Words only run across and down.)

s	t	r	a	w	b	e	r	r	y
o	r	a	n	j	e	p	e	a	r
r	m	e	h	o	a	e	w	n	a
a	b	a	b	a	n	a	n	a	p
n	x	p	a	i	r	c	e	y	p
g	r	a	p	e	s	h	k	a	l
e	p	i	n	e	a	p	p	l	e

