



Bonfire Week

Funded and Supported by



Powered by

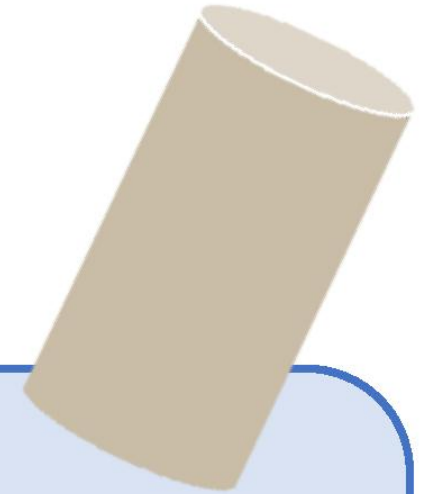


What you will need:


- Toilet roll tube
- Scissors
- Paint
- Paper



Make your own Firework scene



To start with you need to find a few empty toilet roll tubes, when you have found them on one end of the tubes you need to cut slits all around and then push them outwards, the tube will be your paint brush to create the fireworks. Now you can get yourself some paper and begin, use the tube and dip them in the paint and then press it onto your paper the sticky out bits on your tube should create a firework look on the paper. You can use different colours and other bits to make it your own



Funded and Supported by



Powered by



What you will need:



- Toilet roll tube
 - Paper
- Tissue paper
 - Scissors
 - Glue
- Colouring pens or pencils



Make your own toilet roll tube sparkler



To start with you need to find an empty toilet roll tube, when you have found one you will need to wrap paper around the tube and stick it, so you are able to decorate it. Once you have decorated the tube to how you like its time to move onto the sparkler part. To do this you will need to get a couple colours of tissue paper and rip shreds and stick them on the inside of the toilet roll tube so they hang out the bottom. This will create your sparkler effect now you have your own sparkler



Funded and Supported by



Powered by



HAND PRINT BONFIRE



THIS CRAFT IS VERY SIMPLE AND EASY TO DO! ALL YOU NEED IS THREE DIFFERENT COLOURS OF PAINT AND A FEW LOLLIPOP STICKS. STARTING WITH YOUR LIGHTEST COLOUR BUILD UP THE COLOUR OF THE FLAME BY OVERLAPPING THE PALMS.

ONCE DRY PLACE OVER THE WOODEN LOLLIPOP STICKS TO CREATE THE KINDLING OF THE BONFIRE


Funded and Supported by



Powered by



S'MORES!



INGREDIENTS

8 RICH TEA BISCUITS

8 CHUNKS MILK CHOCOLATE

4 MARSHMALLOWS

CUT OUT 4 SQUARES OF TIN FOIL BIG ENOUGH TO WRAP THE TREATS IN.
PUT 1 BISCUIT ON EACH PIECE OF FOIL AND TOP WITH 2 CHUNKS OF CHOCOLATE AND A
MARSHMALLOW. PLACE THE OTHER BISCUIT ON TOP AND WRAP EACH PARCEL TIGHTLY.
PUT THE S'MORES ON A HOT BARBECUE AND WARM THROUGH FOR 2 MINS ON EACH SIDE, SO THAT
THE CHOCOLATE AND MARSHMALLOWS ARE JUST MELTED.
REMOVE AND ALLOW TO COOL SLIGHTLY BEFORE CAREFULLY PEELING OFF THE FOIL. SERVE
IMMEDIATELY.