



Earth Week

Funded and Supported by



Powered by



What you will need:

- Paper
- Colouring pens or paint
- Scissors
- Glue
- Green Paper



Earth Day Bendy Character Craft



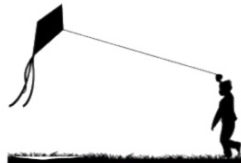
To make your own bendy earth character you will first need to gather your resources, once you have them together you can begin. First you need to create the main part of your character which is the earth, to make this you need to draw a circle on a piece of paper on this you will need to also colour or paint on the green islands and the blue water onto your circle. Once you have done this you need to draw on the face of your earth day character onto the earth also. To make the bendy arms and legs of your character you need to cut some strips of green paper and then bend each one back and forth to create an accordion with each strip. Once you have done this you can stick the arms and legs onto your character and your finished



Funded and Supported by
 Sandwell
Metropolitan Borough Council


Powered by
 CREATIVE
ACADEMIES
NETWORK
 GROUNDWORK
CHANGING PLACES
CHANGING LIVES
 mh
murrayhallcommunity trust





Go play Sandwell

Oldbury Rowley Regis Smethwick Tipton Wednesbury West Bromwich



Funded and Supported by









Powered by





EARTH DAY FACTS!!!

<p>Earth Day Facts & Fun!</p> <p>Go Organic!  Go Organic!  Go Organic!  Go Organic!</p> <p>What is the difference between a tomato and an organic tomato? An organic tomato was grown without harmful pesticides.</p> <p>What are pesticides and why do farmers use them?</p>	<p>Earth Day Facts & Fun!</p> <p>There are many ways to reuse and reduce the amount of paper you use, like using both sides and saving junk mail for scrap paper.</p>  <p>Can you think of ten more ways to reuse or reduce the amount of paper you use at home or at school?</p>
<p>Earth Day Facts & Fun!</p>  <p>There are some great movies that help you understand why it's important to care for the Earth. Think about <u>The Lorax</u>, <u>Wall-E</u>, <u>Ice Age</u> and even <u>Cloudy with a Chance of Meatballs</u>. Pick one movie and describe the environmental message.</p>	<p>Earth Day Facts & Fun!</p> <p>Don't be mean, go green!  Don't be mean, go green!</p> <p>Conserving electricity is another great way to help the Earth. You can conserve by turning off the T.V. or fan when you leave a room. What else can you do to help save energy used to make electricity?</p>

What you will need:

- Paper
- Colouring pens or paint
- Scissors
- Glue



Whole World in your hands craft

To start making this craft you need to first grab some paper and draw around your hands you can do this with a pencil and then use some scissors to cut them out. Once you have done this you can put patterns or decorations on your handprints if you want to. Then you need to create your world on another piece of paper you will want to draw out a circle that will fit between your 2 handprints you have made, once you have done this draw or paint your islands in green and the water in blue. When you are ready you can stick your handprints either side of your world, so it looks like you are holding the world in your hands. Once you have completed all your steps you have your own whole world in your hands craft.



Funded and Supported by



Powered by

