



# Recycling Activities Week

Funded and Supported by  
 Sandwell  
Metropolitan Borough Council

Powered by  
 CREATIVE  
ACADEMIES  
NETWORK

 GROUNDWORK  
CHANGING PLACES  
CHANGING LIVES  
 mh  
murrayhall community trust

## ACTIVITY IDEAS FOR CHILDREN TO LEARN ABOUT RECYCLING

### 1. BUILD A ROBOT.

Don't throw away the cardboard boxes and yogurt containers! Build a robot with these materials.

### 2. MAKE SEED PAPER.

Do this instead of tossing shredded paper in the bin.

### 3. PLAY A GAME.

Play games to help kids practice which items can be recycled, and which are waste.

### 4. MAKE A BIRD FEEDER.

This is one of those activities that demonstrates how much cheaper it is to use recycled materials than to buy something brand new.

### 5. PAINT THE SYMBOL.

Practice recognizing this symbol through art. This way, kids can easily identify recycling bins out in public.

### 6. MAKE RECYCLING BINS FOR THE HOME.

Making small bins that can be kept indoors allows kids the chance to easily sort the garbage.

### 7. TRY AN ONLINE GAME.

There are a few online games where kids can practice recycling in a fun way.

### 8. PACK A WASTE-FREE LUNCH.

Use a recycled container in lieu of items in bags.

### 9. READ THE FACTS.

Recycling 1 ton of paper can save 17 trees, 7,000 gallons of water, 2 barrels of oil, and 4,000 kilowatts of electricity. The energy that you save can power 1 home for 5 months.

### 10. WATCH A VIDEO.




A short, kid-friendly video can really drive the point home.

### 11. GO ON A RECYCLING SCAVENGER HUNT.

Head out to a local park and see how much you can collect from the environment that can be recycled! Got competitive kids? Make it a race.



## BOTTLE TOP NECKLACE

		
<p><b>Items</b></p> <ul style="list-style-type: none"> <li>- Plastic Bottle Top</li> <li>- A string of coloured yarn</li> <li>- A pair of scissors</li> <li>- Permanent marker</li> </ul>	<p><b>Instructions</b></p> <ol style="list-style-type: none"> <li>1. Decorate your bottle top with a permanent marker</li> <li>2. Ask an adult to puncture a small hole in the bottle top with a scissors</li> </ol>	<p><b>Final Instructions</b></p> <ol style="list-style-type: none"> <li>1. Thread the bottle top with the string of coloured yarn</li> <li>2. Tie a knot at the ends of the string.</li> <li>3. Your bottle top necklace is ready!</li> </ol>



## Recycled pencil holder



### Tin can pencil holder

What you'll need:

- Tin can
- Wool

Clean your tin out, and wrap around your wool and there you go a cute recycled pencil holder!

### Paper and newspapers

It's easy to forget that trees are chopped down to make paper and that's why it's important that we recycle it. Here are some facts about paper recycling:

- For each tonne of paper that is recycled, around 17 trees are saved.
- A recycled newspaper is made into a new newspaper within seven days. All of our newspapers are made from 100% recycled paper. Tell your dad this when he's reading the sports section!
- In the UK, we recycle almost 70% of the paper we use.
- Most toilet paper is made from recycled paper.
- Over 70% less air pollution is created by making new paper from recycled paper (rather than making it from raw materials)
- The average family in the UK uses the equivalent of 6 trees worth of paper every year.

### Aluminium cans

Drinks cans are made from aluminium which is one of the easiest to recycle materials around. It can be recycled again and again and the quality of the material isn't affected. Here are some facts about aluminium recycling:

- Recycling just one drinks can save enough energy to power your TV for 3 hours!
- If all of the drinks cans produced in the UK were laid out end to end, they would stretch all the way to the moon three times over!
- 5 billion drinks cans are recycled each year, but 13 billion are produced, so there's still a lot more to do.



## Recycling Facts for Children



### Glass bottles

Glass is a very recyclable material that can be turned into new things, so make sure you and your parents recycle the glass bottles and jars you use. Here are some facts about glass recycling:

- The average family in the UK uses about 330 glass bottles each year. It's important to recycle them as they can be made into new glass bottles and jars or to make building materials.
- In the UK, we recycle around half of the glass containers we use (50%). While this is not bad, some countries like Switzerland recycle almost all of their glass (90%). If you recycle as much glass as you can, you can help the UK catch up!
- Recycled glass is used to make new bottles and jars, material for road surfaces, and the sand you see in the bunkers on golf courses.
- An average glass bottle is made up of 25% recycled glass. Green glass bottles are made almost completely from recycled glass.
- If you recycle 2 glass bottles, you can save enough energy to power your computer for almost an hour! Recycling just one bottle will power a lightbulb for nearly an hour-we think that's impressive!

### Plastic bottles

We use a huge amount of plastic bottles every day. Plastic water bottles and other drinks bottles are a commonly used and littered item, but we need to recycle all plastic bottles, not just the ones we drink from. Look in your bathroom and you'll find a lot of plastic bottles that contain the shampoo, body wash, and other products we all use. Here are some facts about plastic bottles:

- Plastic bottles make up a third of all the litter that's in the sea, causing pollution and harming animals.
- In the UK, we use 13 billion plastic bottles each year but we only recycle 7.5 billion so we need to do more.
- Plastic bottles make up more than 60% of household plastic packaging plastic bottles.
- Every year, more than 5 billion plastic bottles are littered, or they end up in landfill or the incinerator.
- Coca-Cola produces around 200,000 plastic bottles every minute which works out at around 500 billion globally!

### Batteries

We use a lot of batteries in the average household. How many of your toys and gadgets need batteries? Batteries are very useful, but they contain chemicals which are hazardous, so they need to be properly recycled. If they are put in the bin, they can end up in landfill where they can leak dangerous chemicals into the soil. The chemicals and the other resources like precious metals that batteries contain can be used to make new batteries and other useful things, so it's important to save them by recycling.

Funded and Supported by



Powered by



# Recycling poster

## Recycling

A	P	R	L	B	S	N	I	E	C	M	N	D	A
A	P	L	A	N	E	T	E	I	P	N	L	R	N
C	C	N	D	S	U	C	T	N	O	I	L	A	C
O	N	I	M	S	R	S	L	R	Y	B	B	O	L
E	S	R	B	A	A	O	T	V	L	O	G	B	R
P	A	A	O	L	N	S	T	L	T	A	R	D	R
O	N	R	P	G	O	N	C	T	D	B	R	R	O
L	S	O	T	P	E	Y	L	M	A	B	E	A	E
L	N	R	M	H	R	E	U	S	E	O	O	C	R
U	A	O	O	U	S	C	L	E	O	C	E	P	O
T	C	N	U	C	I	A	E	L	C	Y	C	E	R
I	N	E	N	V	I	R	O	N	M	E	N	T	S
O	A	A	A	E	A	T	H	I	I	Y	I	A	P
N	L	N	O	T	E	C	O	O	T	C	C	U	H

- EARTH
- PLASTIC
- CARDBOARD
- CANS
- POLLUTION
- ENVIRONMENT
- RECYCLE
- BOTTLES
- COMPOST
- BIN
- REUSE
- GLASS
- PLANET

Play this puzzle online at : <https://thewordsearch.com/puzzle/2732986/>







## The Upcycling Challenge!

### What is 'upcycling'?

Upcycling is taking an item and reusing it in a new way which adds value to it.

For example, using an empty can of beans and turning it into a pen holder, or reusing a yoghurt pot as a plant pot.

### Can you think of any more examples?

Your challenge is to use an item of household waste and decorate it so it can be used for another purpose.

Just be careful that if you are using items like cans, they can have sharp pieces of metal on them, so make sure you have an adult present to help you out!

Remember: the point of upcycling is to use an item in a way other than it's intended purpose.



Funded and Supported by



Powered by



## What you will need:

- Paper or card
- Colouring pens
- Decorations



## What can I recycle poster

To make your own recycle poster you need to first think about what you can and can't recycle, below are some examples of what you can and can't recycle.

### Can Not

- Plastic bags
- Batteries
- Clothes and shoes
- Cartons and takeaway boxes
- Bubble wrap

### Can

- paper (E.G newspaper and magazines)
- All plastic bottles as long as they are marked as so
- Cardboard
- Aluminium cans
- Glass bottles and jars

Make sure you make your posters bright and eye catching so everyone will take notice of your poster. Once you have finished you can hang it somewhere like a window for others to see as they go past.

Look for logos such as this one on your products to see if it is recyclable



Funded and Supported by  
 Sandwell  
Metropolitan Borough Council

Powered by  
 CREATIVE ACADEMIES NETWORK  
 GROUNDWORK  
CHANGING PLACES  
CHANGING LIVES  
 mh  
murrayhallcommunity trust





## RECYCLING

T X D U E V E K G V M X S W M S A  
 S J J S Q T I T P X Y H W G D B R  
 O L G G S G Z I H M K E I T A O Z  
 P S L A H K A X C S L R T Q B B N  
 M S W W K P M R Y K L U B R K S G  
 O U A F A F K Y D T I T J O B I E  
 C O J P C L O T H E S I U O A R L  
 R D E R U O L O C M N N N E T E E  
 O R J W C W N H R K K R K T T T C  
 A A I T I S V L D U S U M G E T T  
 D Z Z G T O R A B N T F A O R I R  
 O A E L S X C T N B R A I N I L I  
 N H R A A Q U E P D E Z L L E K C  
 E N B S L B J M A T E D O R S C A  
 T D U S P F I C Q Z T O K O O B L  
 S A C K S H Q N E J J O Y T Q N H  
 N S E I P P A N H P R F Z M M G L

BATTERIES	FOOD	METAL	CLOTHES
GLASS	PLASTIC	PAPER	ROAD
STREET	BULKY	GARDEN	SACKS
BAGS	LITTER	WASTE	HAZARDOUS
ELECTRICAL	FURNITURE	COLOUR	BIN
COMPOST	JUNKMAIL	NAPPIES	